




# Nov/Dec 2020

## NEWSLETTER

### Themes

Happy Harvest  
Manners Matter  
Kids in the Kitchen  
Holiday Hoopla

### Shapes and Colors




### Opposites in/out

### Vocabulary

corn, basket, dinner,  
turkey, kitchen,  
stirring, cookies,  
candles

### Sign Language

brown, please, thank  
you, more, green



### Together Time Activities

Here are some fun activities you and your child can enjoy together!

#### • Fall Harvest

If possible, visit a pumpkin patch, orchard, or similar spot that allows you to gather fruits or vegetables. If not, you might stop at a farmers market or produce stand. Let your child choose some fresh fruits or vegetables to bring home!

#### • Thanksgiving Helper

Let your child help prepare a simple dish or make a decoration for your Thanksgiving meal.

#### • Kitchen Music


Offer some pots, lids, and a wooden spoon. Let your child explore ways to create music.

#### • Holiday Memories

Sit with your child and look at a photo album or video of last year's holiday celebrations. Talk about your family's plans for any upcoming celebrations.

### Nursery Rhymes

*Nursery rhymes teach children auditory skills and help them develop an appreciation for rhyme and rhythm. They also help children develop language, memory, creativity, and other cognitive skills.*




#### Little Boy Blue

Little boy blue,  
Come blow your horn,  
The sheep's in the meadow,  
The cow's in the corn.  
But where is the boy  
Who looks after the sheep?  
He's under a haystack,  
Fast asleep.

#### Little Jack Horner

Little Jack Horner  
Sat in the corner,  
Eating a Christmas pie;  
He put in his thumb,  
And pulled out a plum,  
And said, "What a good boy am I!"



## Look for Books

***Duck and Goose Find a Pumpkin***

by Tad Hills

***Five Silly Turkeys***

by Salina Yoon

***Baking Day at Grandma's***

by Anika Denise

***Cows in the Kitchen***

by Airlie Anderson

***Biscuit's Hanukkah***

by Alyssa Satin Capucilli

***The Itsy Bitsy Reindeer***

by Jeffrey Burton



## Cooking Together

*When cooking with infants and toddlers, allow them to help in a safe way with mixing, pouring, rolling, mashing, shaking, etc. Use words to describe what you are doing and what you plan to do next. Talk about what you see, smell, feel, hear, and taste.*

## Green Trees to Eat

sugar cones  
whipped topping  
green food coloring  
sprinkles

Place some whipped topping in a bowl. Add a few drops of green food coloring and stir to mix. Stand a sugar cone on its rim and spread the green whipped topping on the outside. If you'd like, shake on some sprinkles. Repeat to make as many trees as you wish. Enjoy!



## Sing Along with Me

Find these songs at [www.funshineexpress.com](http://www.funshineexpress.com)

### Mind Your Manners

Sung to "London Bridge"

If you want to show you care,  
Show you care, show you care,  
If you want to show you care,  
Mind your manners!

If you want to be polite,  
Be polite, be polite,  
If you want to be polite,  
Say "please" and "thank you."

Repeat the first verse



### Deck the Halls

Traditional

Deck the halls with boughs of holly.  
Fa la la la la, la la la la  
'Tis the season to be jolly.  
Fa la la la la, la la la la  
Don we now our gay apparel.  
Fa la la la la, la la la la  
Troll the ancient Yuletide carol.  
Fa la la la la, la la la la

## Reminders. . .

---

---

---

---

---

---

---

---

---

---

## Connect with Us!

